

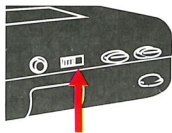


FAQ & Answers

Please read and follow all Cassette Player instructions if having any problem in use.

1. Press the "play" button and it would not stick.

If the key is in single loop, the button would not stick after playing the cassette for one loop. Please push the key from single loop to infinite loop and try again. Additionally, press the "Play" button again when powered with electricity.

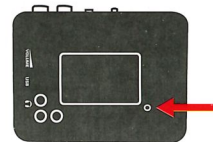


2. there's a humming noise after converting to mp3 files.

Generally this issue occurs because desktop computer is directly connected with USB cable for power supply of cassette player and at the meantime, use the desktop computer to convert cassettes, which results in a humming noise after the conversion. As the ADC amplifier and other sensitive circuits are built in the device, the electricity of the device may not perfectly match with desktop computer if connecting to desktop computer, it would easily cause electromagnetic interference. If it's in this case, please try to use a charger as power supply or change another computer.

3. The cassette player would not play on regular speed.

Before leave the factory, all the cassette players are checked and adjusted with technical instruments. So normally, it is quite a rare case. If you happen to meet this problem, please try to change another cassette to play. If the speed is still irregular, you may try to adjust the speed on your own by spinning a small hole which is in the lower right corner of the sticker back in the device (see the image below). When you find the small hole, you can use a tiny needle or screwdriver to spin the hole for speed adjustment.



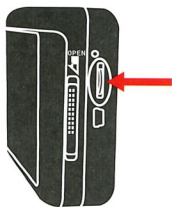
4. Does the cassette player have speakers? Can I hear it without headphones?

It doesn't have built-in speaker. You will need headphones, ear buds or a portable speaker, or plug in external speakers.

5. the sound is low or unusual.

When the sound becomes low, it is suggested to replay the item by changing another cassette. If this problem maintains, the reasons may be as listed below.

- A. Insufficient power supply. In order to have a good sound quality of MP3 conversion, it is suggested to run the cassette player via USB power when converting cassettes.
- B. There's a small wheel gear for volume adjustment. You may adjust the volume to low or loud as your needs.



6. software download

Our product supports OS system. But if there's no built-in CD-ROM drive of your MAC, it is unable to use the CD that enclosed with the product. Customers whose MAC is without CD-ROM drive can go to this website for software downloading: www.audacityteam.org. Notice: please select the correct version compatible with your computer system, otherwise, failure to normally transfer cassettes may occur.

7. why the cassette player's screen looks shabby?

It's film protection. It is a simple transparency screen protector to protect the converter from a wound and dust.

8. can it play in the car?

Yes it will, all you need is (1) a car charger with a USB input, and (2) a 3.5 mm cord (both ends have the same input as a headphone). As long as your car has an auxillary input, which most post 2006 cars have, you can listen to it (without batteries).

9. why does it keep clicking over on the reverse button and refusing to play the tape?

The tape is likely jammed. Try sticking a pen or pencil in one of the cassette reels and see if the tape moves freely. Sometimes older tape will stick, and may not be playable anymore.

10. usb device is not recognized by computer.

Change a new USB cable to connect the device with computer.

11. does this cassette player work well with windows 8 and/or the more recent versions of the mac operating system, e.g. 10.6 and beyond?

The device is compatible with Microsoft Windows XP, Vista, 2000/7/8/10/; Mac older than version 10.5 (Mac operation requires download of free software).

1 Year Limited Warranty

This Product comes with a limited 1 year warranty to the original purchaser for manufacturing flaws, and is conditioned upon proper use by the purchaser. Should this product not function properly under normal use, contact Reshow for return process information. Reshow alone will determine if the problem is due to a manufacturing flaw. If so, Reshow will repair or replace the unit at their discretion and return it to you, free of charge.

Repair or replacement shall be the purchaser's sole remedy under this warranty. Reshow reserves the right to replace any discontinued product with a new product of comparable value and function.

This warranty does not cover any damage or malfunction arising from misuse, improper maintenance, normal wear and tear, or accident. This warranty applies only to the original purchasers and proof of purchase is required.

EXCEPT AS PROVIDED HEREIN, THERE ARE NO OTHER WARRANTIES, EXPRESS OR IMPLIED, INCLUDING BUT NOT LIMITED TO, THE IMPLIED WARRANTIES OF MERCHANTABILITY AND FITNESS FOR A PARTICULAR PURPOSE.

Reshow SHALL NOT BE LIABLE FOR ANY CONSEQUENTIAL OR INCIDENTAL DAMAGES WHATSOEVER.

This warranty gives you specific legal rights. You may also have other rights that vary from state to state. Some states do not allow the exclusion or limitation of incidental or consequential damages, or limitation or exclusion of implied warranties, so the above exclusions or limitations may not apply to you.

Support

Need assistance? Contact us:

link4customer@gmail.com